



Chaparral

2023-2024 Family Survey
Fall 2023



Summary

Topic Description	Results	Comparison
Academic preparation	97%	96% Washington Elementary School District
District Climate	93%	89% Washington Elementary School District
Parent engagement	97%	97% Washington Elementary School District
Safety and behavior	88%	85% Washington Elementary School District
School Fit Families' perceptions of how well a school matches their child's developmental needs.	98%	96% Washington Elementary School District
School operations	94%	91% Washington Elementary School District
Social Awareness How well students consider the perspectives of others and empathize with them.	99%	96% Washington Elementary School District
Student support	97%	94% Washington Elementary School District
Supportive Relationships How supported students feel through their relationships with friends, family, and adults at school.	96%	96% Washington Elementary School District

191 responses



Academic preparation

Your average

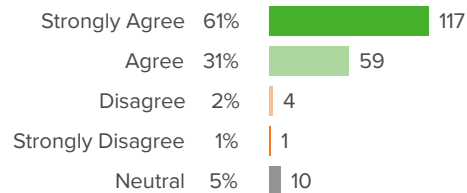
97%

191 responses

District average: **96%** Washington Elementary School District

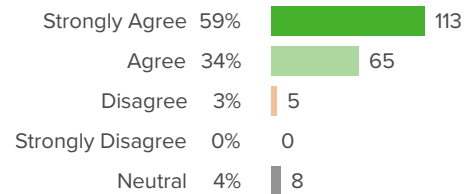
How did people respond?

Q.1: My child is being prepared to do well in the next grade level.



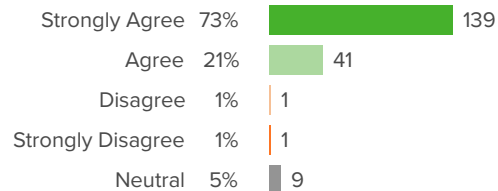
Favorable: **97%**

Q.2: My child is receiving effective instruction.



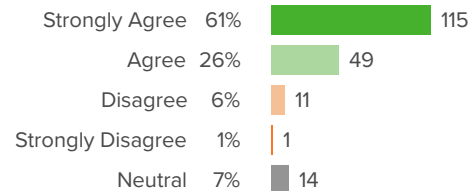
Favorable: **97%**

Q.3: Teachers demonstrate that they believe my child can be successful.



Favorable: **99%**

Q.4: Teachers give me specific information about how to help my child do well in school.



Favorable: **93%**



District Climate

Your average

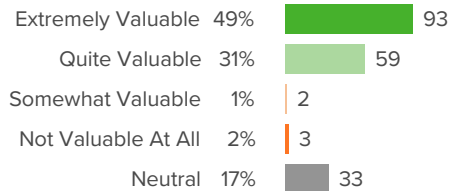
93%

191 responses

District average: **89%** Washington Elementary School District

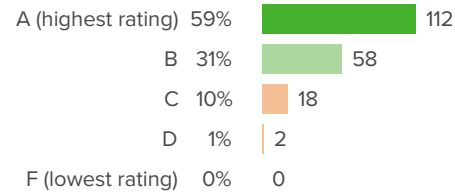
How did people respond?

Q.1: How valuable is the communication from the district office?



Favorable: **97%**

Q.2: The various departments in the district office support our school campuses. What grade would you assign the district office?



Favorable: **89%**



Parent engagement

Your average

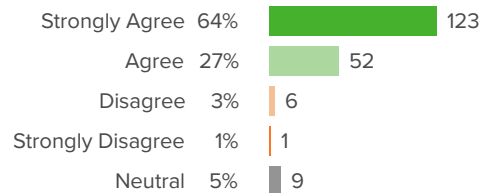
97%

191 responses

District average: **97%** Washington Elementary School District

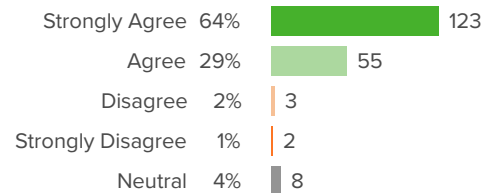
How did people respond?

Q.1: I am kept informed about my child's grades and academic progress.



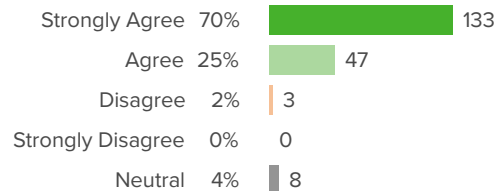
Favorable: **96%**

Q.2: I am kept informed about activities like after school programs, parent workshops and other events.



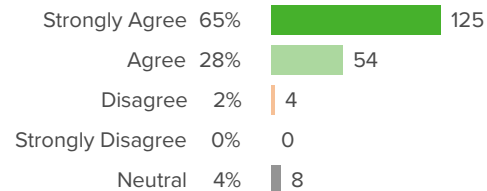
Favorable: **97%**

Q.3: My child's teachers are available to discuss my child's learning needs with me.



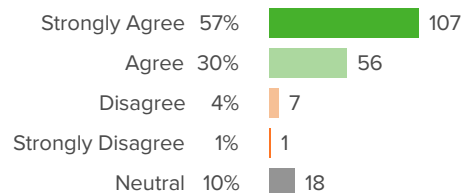
Favorable: **98%**

Q.4: I know how to get involved in my child's education.



Favorable: **98%**

Q.5: I feel that the feedback from students and community are valued and considered in decision making.



Favorable: **95%**



Safety and behavior

Your average

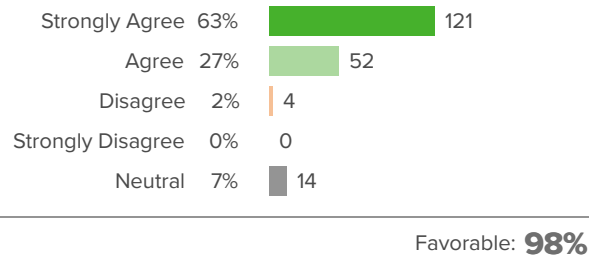
88%

191 responses

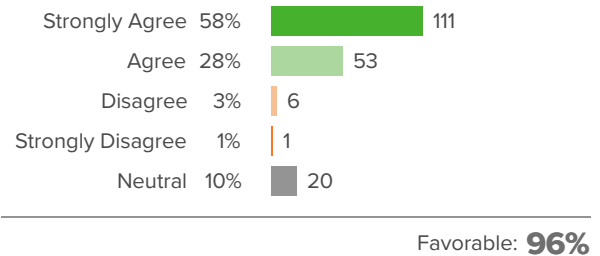
District average: **85%** Washington Elementary School District

How did people respond?

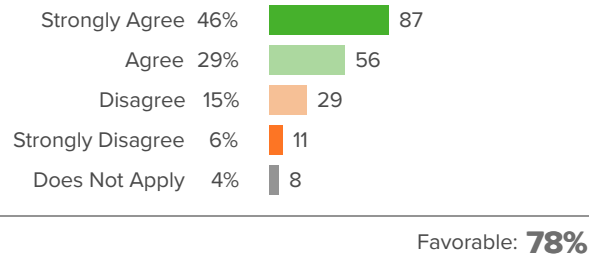
Q.1: My child feels comfortable on campus.



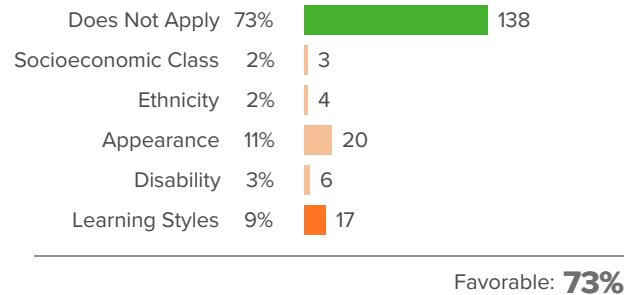
Q.2: Teachers and students treat each other with kindness at this school.



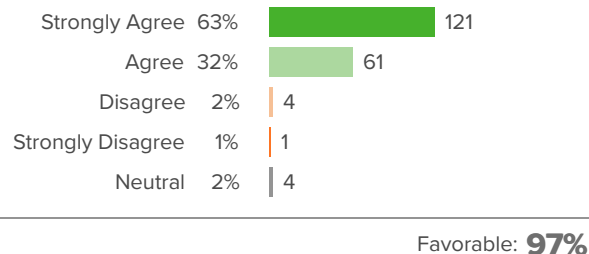
Q.3: My child was not insulted, teased or harassed at this school.



Q.4: If my child was insulted or harassed at this school it was related to:



Q.5: I am kept informed about my child's behavior.





School Fit

Your average

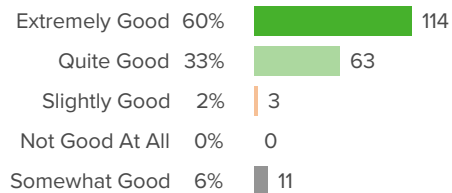
98%

191 responses

District average: **96%** Washington Elementary School District

How did people respond?

Q.1: Given your child's cultural background, how good a fit is his/her school?



Favorable: **98%**



School operations

Your average

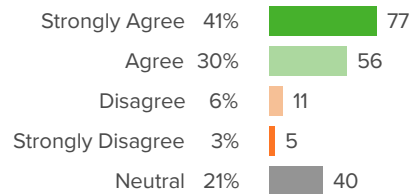
94%

191 responses

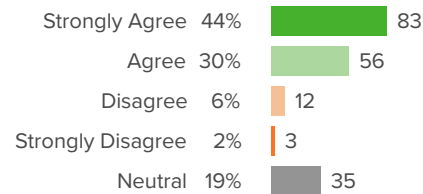
 District average: **91%** Washington Elementary School District

How did people respond?

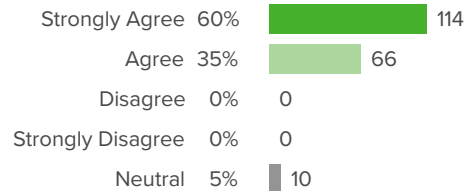
Q.1: Healthy food is served for breakfast and lunch.

Favorable: **89%**

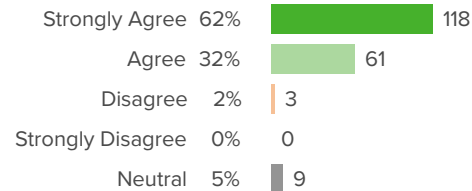
Q.2: My child gets enough to eat at school.

Favorable: **90%**

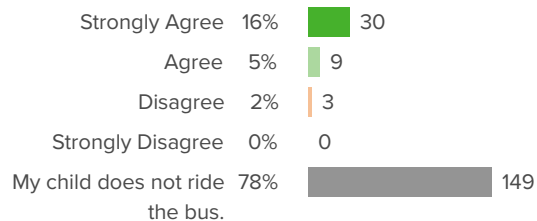
Q.3: My child's school is clean and provides a safe and healthy environment.

Favorable: **100%**

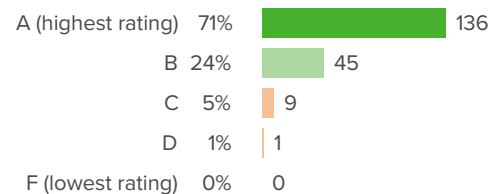
Q.4: My child's school grounds, classrooms and outer building are well-maintained.

Favorable: **98%**

Q.5: My child's school bus is on time most days.

Favorable: **93%**

Q.6: How would you grade the overall quality of the school?

Favorable: **95%**



Social Awareness

Your average

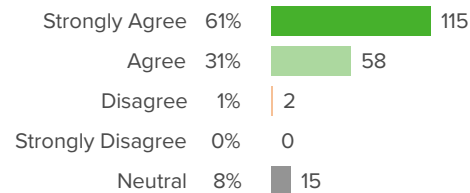
99%

191 responses

District average: **96%** Washington Elementary School District

How did people respond?

Q.1: Adults in this school are good examples of how we should treat each other (like respect, responsibility, and fairness).



Favorable: **99%**



Student support

Your average

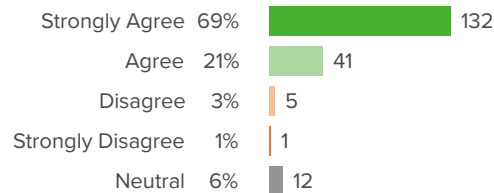
97%

191 responses

District average: **94%** Washington Elementary School District

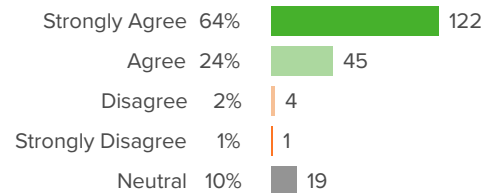
How did people respond?

Q.1: My child knows there is an adult at school whom they can go to for help with an academic problem.



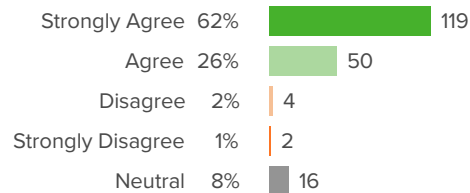
Favorable: **97%**

Q.2: My child knows there is an adult at school whom they can go to for help with a personal problem.



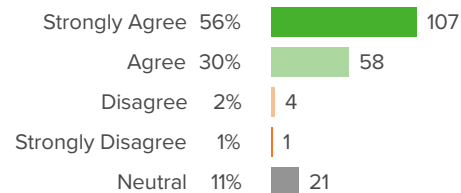
Favorable: **97%**

Q.3: My child is excited about going to school.



Favorable: **97%**

Q.4: The school staff makes decisions that are in the best interest of the students.



Favorable: **97%**



Supportive Relationships

Your average

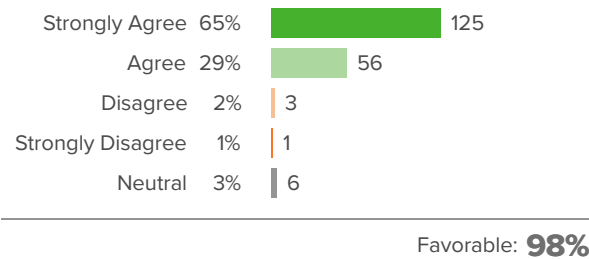
96%

191 responses

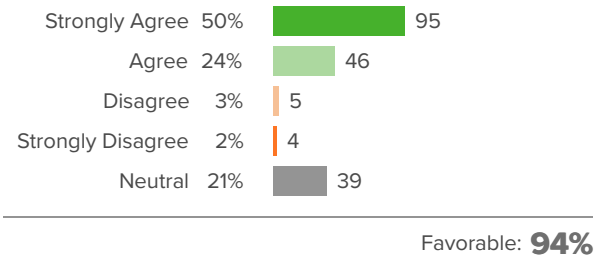
District average: **96%** Washington Elementary School District

How did people respond?

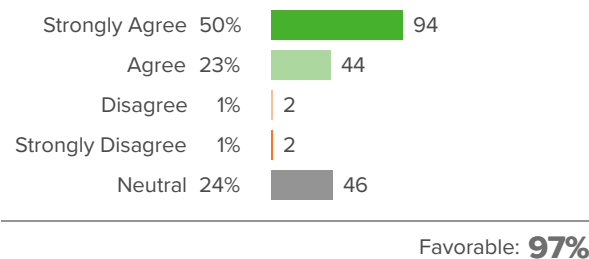
Q.1: The school staff are available to talk to me.



Q.2: The principal or assistant principal is courteous and listens to my concerns.



Q.3: The principal or assistant principal responds to my concerns in a professional manner, whether or not he or she agrees with my views.





Background Questions

How did people respond?

Q.1: What is your child's race or ethnicity?

